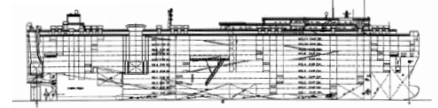


# Pure Car/Truck Carriers

Vessel: Green Cove



International Shipholding Corp.



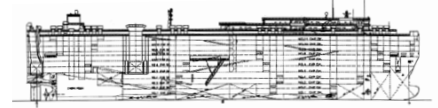
<b>IMO No.</b>	<b>9073701</b>
Panama Canal SI No.	380164
<b>Suez Canal ID No.</b>	<b>9073701</b>
Owner and Operator	Central Gulf Lines Inc.
<b>Classification</b>	<b>ABS ID NO. 9441138</b>
Builder	Kanasashi Co. Ltd.
<b>Launching</b>	<b>25 December 1993</b>
Delivery	25 March 1994
<b>Flag</b>	<b>USA</b>
Port of Registry	Mobile, AL
<b>Official Number</b>	<b>1098066</b>
Call Sign	WCZ 9380
<b>Type (Kind of Cargo)</b>	<b>Pure Car/Truck Carrier</b>
Length Overall	179.03 M
<b>Length B.P.</b>	<b>170.00 M</b>
LOA with Stern Ramp Down	200.83 M
<b>Breadth Extreme</b>	<b>32.287 M</b>
Breadth Moulded	32.260 M
<b>Depth Moulded</b>	<b>34.000 M</b>
Bow to Bridge Front	25.35 M
<b>Bow to Side Port</b>	<b>77.10 M</b>
Bow to Stern Port	168.90 M
<b>Bridge Wing to Bow</b>	<b>27.00 M</b>
Bridge Wing to Stern	152.03 M
<b>Bridge Wing to Ramp</b>	<b>141.90 M</b>
Bridge Wing to Side Ramp	50.10 M
<b>B.L. HT. of Antenna Fixed</b>	<b>51.00 M</b>
B.L. HT. of Folded Antenna	45.95 M
<b>B.L. HT. of Highest Antenna</b>	<b>51.00 M (fixed)</b>
Draft (S.S.W.)	9.222 M
<b>Deadweight (S.S.W.)</b>	<b>16,178 Metric Tons</b>
Displacement (S.S.W.)	29,455 Metric Tons
<b>Lightship Weight</b>	<b>13,277 Metric Tons</b>
Gross Registered Tons	50,308 (International)
<b>Net Registered Tons</b>	<b>15,093 (International)</b>
Suez - GRT	55,582.77
<b>Suez - NRT</b>	<b>51,797.85</b>
Panama - NRT	50,239
<b>Holds/Hatches</b>	<b>4</b>
Number Car Decks	12
<b>Total Car Capacity</b>	<b>4148</b>
Truck Capacity	174
<b>Total Square Footage</b>	<b>45,035 M<sup>2</sup></b>
TEU Capacity	
<b>Main Engine: Type &amp; No.</b>	<b>Kobe Mitsubishi Diesel 7UEC 6OLS</b>
MCR/Normal Output	15,800 PS/14,220 PS
<b>Trial Speed</b>	<b>20.58 Knots</b>
Service Speed	19.45 Knots
<b>Chartered Speed</b>	<b>18.5 Knots</b>
Generators: Type & No.	Daihatsu – 6D126 3 sets
<b>Bow Thruster &amp; Rating</b>	<b>Controllable pitch 1800 PS / 20.8 tons</b>
HFO Consumption Sea/Port	45 / 9 metric tons per day
<b>MDO Consumption Sea/Port</b>	<b>0 / 0.1 metric tons per day</b>

# Pure Car/Truck Carriers

Vessel: M.S. Green Lake



International Shipholding Corp.



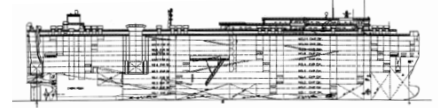
<b>DNV No.</b>	<b>23675</b>
Panama Canal SI No.	808989
<b>Suez Canal ID No.</b>	<b>023249</b>
Owner and Operator	Central Gulf Lines/LMS Shipmgmt.
<b>Classification</b>	<b>DNV No. 23675 <math>\cong</math> 1A1 PCC E0</b>
Builder	Shin-Kurusima Dockyard
<b>Launching</b>	<b>16 March 1998</b>
Delivery	24 June 1998
<b>Flag</b>	<b>USA</b>
Port of Registry	Mobile, AL
<b>Official Number</b>	<b>1115462</b>
Call Sign	WDDI
<b>Type (Kind of Cargo)</b>	<b>Pure Car/Truck Carrier</b>
Length Overall	199.930 M
<b>Length B.P.</b>	<b>190.000 M</b>
LOA with Stern Ramp Down	226.430 M
<b>Breadth Extreme</b>	<b>32.260 M</b>
Breadth Moulded	32.269 M
<b>Depth Moulded</b>	<b>34.550 M</b>
Bow to Bridge Front	49.320 M
<b>Bow to Side Port</b>	<b>106.920 M</b>
Bow to Stern Port	186.970 M
<b>Bridge Wing to Bow</b>	<b>50.520 M</b>
Bridge Wing to Stern	149.410 M
<b>Bridge Wing to Stern Ramp</b>	<b>136.450 M</b>
Bridge Wing to Side Ramp	56.400 M
<b>B.L. HT. of Antenna Fixed</b>	<b>47.541 M</b>
B.L. HT. of Folded Antenna	46.987 M
<b>B.L. HT. of Highest Antenna</b>	<b>52.219 M (folding type full up position)</b>
Draft (S.S.W.)	10.019 M
<b>Deadweight (S.S.W.)</b>	<b>22,799.00 MT</b>
Displacement (S.S.W.)	
<b>Lightship Weight</b>	<b>16,108.00 MT</b>
Gross Registered Tons	57,623.00 MT
<b>Net Registered Tons</b>	<b>17,287.00 MT</b>
Suez - GRT	63,312.90 MT
<b>Suez - NRT</b>	<b>62,697.93 MT</b>
PC/UMS NRT	57510 MT
<b>Holds/Hatches</b>	<b>12 Holds/4 Hatches</b>
Number Car Decks	12
<b>Total Car Capacity</b>	<b>5980 compact/5055 standard units</b>
Truck Capacity	Unable to find relevant accurate data
<b>Total Square Footage</b>	<b>52,806 M<sup>2</sup></b>
TEU Capacity	
<b>IMO NO.</b>	<b>9158288</b>
Main Engine: Type & No.	Kobe Diesel – 8UEC60LS x 1 set
<b>MCR/Normal Output BHP</b>	<b>19,200 @ 100 RPM/17,280 @ 96.5 RPM</b>
Trial Speed	21.630 KTS
<b>Service Speed</b>	<b>19,300 KTS</b>
Chartered Speed	18,800 KTS
<b>Generators: Type &amp; No.</b>	<b>Daihatsu – D/G 1 375 kW, AC 450V, 60 Hz x 3 set</b>
Bow Thruster & Rating	1 set @2,000 HP/30 minute rating
<b>HFO Consumption Sea/Port</b>	<b>57.00/11.00 KT per day</b>
MDO Consumption Sea/Port	0.24 MT/negligible in port

# Pure Car/Truck Carriers

Vessel: Green Ridge



International Shipholding Corp.



<b>ABS No.</b>	<b>9441138</b>
Panama Canal SI No.	392537
<b>Suez Canal ID No.</b>	<b>23550</b>
Owner and Operator	Central Gulf Lines/LMS
<b>Classification</b>	<b>ABS</b>
Builder	Imbari
<b>Launching</b>	<b>13 September 1998</b>
Delivery	30 October 1998
<b>Flag</b>	<b>USA</b>
Port of Registry	New Orleans
<b>Official Number</b>	<b>1176596</b>
Call Sign	WZZF
<b>Type (Kind of Cargo)</b>	<b>PCTC</b>
Length Overall	199.94 M
<b>Length B.P.</b>	<b>190.00 M</b>
LOA with Stern Ramp Down	227.00 M
<b>Breadth Extreme</b>	<b>32.20 M</b>
Breadth Moulded	32.20 M
<b>Depth Moulded</b>	<b>23.53 M</b>
Bow to Bridge Front	18.3 M
<b>Bow to Side Port</b>	<b>NA</b>
Bow to Stern Port	NA
<b>Bridge Wing to Bow</b>	<b>18.3 M</b>
Bridge Wing to Stern	181.6 M
<b>Bridge Wing to Stern Ramp</b>	<b>179 M</b>
Bridge Wing to Side Ramp	85.9 M
<b>Max B.L. Fixed HT. - Funnel</b>	<b>45.97 M</b>
B.L. HT. of Folded Antenna	44.1 M
<b>B.L. HT. of Highest Antenna*</b>	<b>51.45 M</b>
Draft (S.S.W.)	10.06 M
<b>Deadweight (S.S.W.)</b>	<b>21,523</b>
Displacement (S.S.W.)	38,874
<b>Lightship Weight</b>	<b>17,351</b>
Gross Registered Tons	57,449
<b>Net Registered Tons</b>	<b>17,235</b>
Suez - GRT	62,655.07
<b>Suez - NRT</b>	<b>58,919.95</b>
Panama - NRT	57311
<b>Holds/Hatches</b>	<b>4 Holds</b>
Number Car Decks	12
<b>Total Car Capacity</b>	<b>6000</b>
Truck Capacity	
<b>Total Square Footage</b>	<b>49,930 SQ MTR</b>
TEU Capacity	NA
<b>IMO NO.</b>	<b>09177428</b>
Main Engine: Type & No.	Kobe Mitsubishi 8UEC60LS
<b>MCR/Normal Output BHP</b>	<b>14,121 KW/12,709 (17280PS)</b>
Trial Speed	19.3
<b>Service Speed</b>	<b>18.5</b>
Chartered Speed	18.5
<b>Generators: Type &amp; No.</b>	<b>YANMAR (1100KW) 3 Sets</b>
Bow Thruster & Rating	2,000 HP/1500KW
<b>HFO Consumption Sea/Port</b>	<b>50MT Day/2-3MT Day</b>
MDO Consumption Sea/Port	0-.1 Day/0-3MT Day

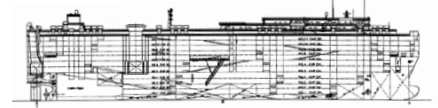
\*Whether in folded or fixed position please advise.

# Pure Car/Truck Carriers

Vessel: Green Bay



International Shipholding Corp.



<b>IMO/Lloyds No.</b>	<b>9339818</b>
Panama Canal SI No.	3009034
<b>Owner and Operator</b>	<b>Waterman Steamship Corp.</b>
Classification	American Bureau of Shipping
<b>Builder</b>	<b>Toyohashi Shipbuilding</b>
Launching	5 June 2007
<b>Delivery</b>	<b>7 August 2007</b>
Flag	USA
<b>Port of Registry</b>	<b>Mobile, Alabama</b>
Official Number	1204654
<b>Call Sign</b>	<b>WDD9433</b>
Type (Kind of Cargo)	Car Carrier/RoRo
<b>Length Overall</b>	<b>199.99m (656.1ft)</b>
Length B.P.	192.00m (629.9ft)
<b>LOA with Stern Ramp Down</b>	<b>222.54m (730.1ft)</b>
Breadth Extreme	32.26m (105.8ft)
<b>Breadth Moulded</b>	<b>32.26m (105.8ft)</b>
Depth Moulded	35.80m (117.5ft)
<b>Bow to Bridge Front</b>	<b>25.13m (82.4ft)</b>
Bow to Side Port	133.50m (438.0ft)
<b>Bow to Stern Port</b>	<b>191.82m (629.3ft)</b>
Bridge Wing to Bow	25.13m (82.4ft)
<b>Bridge Wing to Stern</b>	<b>165.94m (544.4ft)</b>
Bridge Wing to Ramp	164.26m (538.9ft)
<b>Bridge Wing to Side Ramp</b>	<b>105.94m (347.5ft)</b>
B.L. HT. of Antenna Fixed	50.40m (165.3ft)
<b>B.L. HT. of Folded Antenna</b>	<b>46.49m (152.5ft)</b>
B.L. HT. of Highest Antenna*	50.40m not folded
<b>Draft (S.S.W.)</b>	<b>9.625m (summer)</b>
Deadweight (S.S.W.)	18,312 Mt
<b>Displacement (S.S.W.)</b>	<b>35,002</b>
Lightship Weight	16,912
<b>Gross Registered Tons</b>	<b>59,250</b>
Net Registered Tons	17,766
<b>Suez - GRT</b>	<b>61,369.93</b>
Suez - NRT	55,376.38
<b>Panama - NRT</b>	
Holds/Hatches	N/A
<b>Number Car Decks</b>	<b>12</b>
Total Car Capacity	6402
<b>Truck Capacity</b>	<b>181</b>
Total Square Footage	55,023.596 (car deck area)
<b>TEU Capacity</b>	<b>N/A</b>
Main Engine: Type & No.	B&W 7S60MC (Mark6)
<b>MCR/Normal Output</b>	<b>12138KW</b>
Trial Speed	22.21
<b>Service Speed</b>	<b>19.8 knts</b>
Generators: Type & No.	Diesel 1200 KBA (960 kW), AC 450V, 3ø/Hz x 3
<b>Bow Thruster &amp; Rating</b>	<b>KT-157B1/176KN/1100KW</b>
HFO Consumption Sea/Port	52.3 / 5.0
<b>MDO Consumption Sea/Port</b>	<b>0.1 / 1.5</b>

\*Whether in folded or fixed position please advise.

# Pure Car/Truck Carriers

Vessel: Green Point



International Shipholding Corp.



<b>ABS No.</b>	<b>9437177</b>
Panama Canal SI No.	804851
<b>Suez Canal ID No.</b>	<b>20573</b>
Owner and Operator	Sulphur Carriers, Inc.
<b>Classification</b>	<b>ABS A1, AMS, ACCU</b>
Builder	Mitsubishi Heavy Ind Ltd, Nag
<b>Launching</b>	<b>14 February 1994</b>
Delivery	24 May 1994
<b>Flag</b>	<b>USA</b>
Port of Registry	Mobile, AL
<b>Official Number</b>	<b>1065555</b>
Call Sign	WCY4148
<b>Type (Kind of Cargo)</b>	<b>Pure Car/Truck Carrier</b>
Length Overall	180 M
<b>Length B.P.</b>	<b>170 M</b>
LOA with Stern Ramp Down	211.4 M
<b>Breadth Extreme</b>	<b>32.36 M</b>
Breadth Moulded	32.26 M
<b>Depth Moulded</b>	<b>34.5 M</b>
Bow to Bridge Front	28 M
<b>Bow to Side Port</b>	<b>81.75</b>
Bow to Stern Port	NA
<b>Bridge Wing to Bow</b>	<b>28 M</b>
Bridge Wing to Stern	152 M
<b>Bridge Wing to Stern Ramp</b>	<b>152 M</b>
Bridge Wing to Side Ramp	53.75 M
<b>B.L. HT. of Antenna Fixed</b>	<b>53.1 M</b>
B.L. HT. of Folded Antenna	44.1 M
<b>B.L. HT. of Highest Antenna</b>	<b>53.1 M (Up position)</b>
Draft (S.S.W.)	9.2 M
<b>Deadweight (S.S.W.)</b>	<b>14,930</b>
Displacement (S.S.W.)	30,946
<b>Lightship Weight</b>	<b>15,125</b>
Gross Registered Tons	57,819
<b>Net Registered Tons</b>	<b>15,546</b>
Suez - GRT	56,550.65
<b>Suez - NRT</b>	<b>51,746.46</b>
Panama - NRT	51,818
<b>Holds/Hatches</b>	<b>4 Holds</b>
Number Car Decks	12 Decks
<b>Total Car Capacity</b>	<b>5120</b>
Truck Capacity	
<b>Total Square Footage</b>	<b>45,469 meters squared</b>
TEU Capacity	NA
<b>IMO NO.</b>	<b>9056296</b>
Main Engine: Type & No.	Mitsubishi-UE 7UE C60LS x 1 set
<b>MCR/Normal Output BHP</b>	<b>16.2 K BHP @ 100 RPMs</b>
Trial Speed	21.63 KTS
<b>Service Speed</b>	<b>19.0 KTS</b>
Chartered Speed	18.5 KTS
<b>Generators: Type &amp; No.</b>	<b>General Motors GM 71T x 1 set</b>
Bow Thruster & Rating	1,800 HP (1)
<b>HFO Consumption Sea/Port</b>	<b>46.7 MT/Day – various</b>
MDO Consumption Sea/Port	0.1 MT/Day – various

# Pure Car/Truck Carriers

Vessel: Green Dale



International Shipholding Corp.



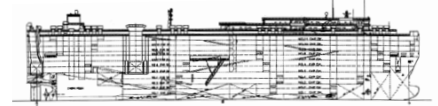
<b>ABS No.</b>	<b>9939965</b>
Panama Canal SI No.	812358
<b>Suez Canal ID No.</b>	
Owner and Operator	Waterman Steamship Corporation
<b>Classification</b>	<b>ABS+A1+AMS+ACCV</b>
Builder	Kanasashi
<b>Launching</b>	<b>June 24 1999</b>
Delivery	September 21 1999
<b>Flag</b>	<b>United States</b>
Port of Registry	Mobile, AL
<b>Official Number</b>	<b>1086206</b>
Call Sign	WCZ5238
<b>Type (Kind of Cargo)</b>	<b>Pure Car/Truck Carrier</b>
Length Overall	179.03 M
<b>Length B.P.</b>	<b>170.00 M</b>
LOA with Stern Ramp Down	200.83 M
<b>Breadth Extreme</b>	<b>32.28 M</b>
Breadth Moulded	32.26 M
<b>Depth Moulded</b>	<b>34.0 M</b>
Bow to Bridge Front	48.0 M
<b>Bow to Side Port</b>	<b>80.0 M</b>
Bow to Stern Port	171.9 M
<b>Bridge Wing to Bow</b>	<b>49.6 M</b>
Bridge Wing to Stern	129.43 M
<b>Bridge Wing to Ramp</b>	<b>151.23 M</b>
Bridge Wing to Side Ramp	50.2 M
<b>B.L. HT. of Antenna Fixed</b>	<b>48.4 M</b>
B.L. HT. of Folded Antenna	46.8 M
<b>B.L. HT. of Highest Antenna</b>	<b>48.4 M</b>
Draft (S.S.W.)	9.22 M
<b>Deadweight (S.S.W.)</b>	<b>16,157</b>
Displacement (S.S.W.)	29,455
<b>Lightship Weight</b>	<b>13,298</b>
Gross Registered Tons	50,087
<b>Net Registered Tons</b>	<b>15,027</b>
Suez - GRT	55,355.28
<b>Suez - NRT</b>	<b>51,591.51</b>
Panama - NRT	50,019
<b>Holds/Hatches</b>	<b>4</b>
Number Car Decks	12
<b>Total Car Capacity</b>	<b>4148</b>
Truck Capacity	340
<b>Total Square Footage</b>	<b>45,022 MX3</b>
TEU Capacity	
<b>IMO NO.</b>	<b>9181376</b>
Main Engine: Type & No.	Kobe Diesel 7UEC60LS Slow Speed
<b>MCR/Normal Output BHP</b>	<b>11,629 KW @ 97 RPM</b>
Trial Speed	19
<b>Service Speed</b>	<b>19</b>
Chartered Speed	19
<b>Generators: Type &amp; No.</b>	<b>Daihatsu 1090 KW 3 sets</b>
Bow Thruster & Rating	Kawasaki 1800 BHP
<b>HFO Consumption Sea/Port</b>	<b>44.0 MT/3.0 MT</b>
MDO Consumption Sea/Port	0.1 MT/0.2 MT

# Pure Car/Truck Carriers

## Vessel: Cypress Trail



International Shipholding Corp.



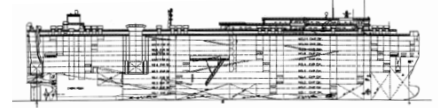
<b>ABS No.</b>	<b>8801294</b>
Panama Canal SI No.	765678
<b>Suez Canal ID No.</b>	<b>13787</b>
Owner	Perrine AS
<b>Operator</b>	<b>Eukor Car Carrier</b>
Classification	ABS
<b>Builder</b>	<b>Hyundai Heavy Industries Ulsan</b>
Launching	January 7, 1988
<b>Delivery</b>	<b>June 17, 1988</b>
Flag	Norway
<b>Port of Registry</b>	<b>Oslo, Norway</b>
Official Number	
<b>Call Sign</b>	<b>LAYN5</b>
Type (Kind of Cargo)	Pure Car Carrier
<b>Length Overall</b>	<b>183.90 M</b>
Length B.P.	174.00 M
<b>LOA with Stern Ramp Down</b>	
Breadth Extreme	
<b>Breadth Moulded</b>	<b>30.60 M</b>
Depth Moulded	30.23 M
<b>Bow to Bridge Front</b>	<b>25.03 M</b>
Bow to Side Port	
<b>Bow to Stern Port</b>	
Bridge Wing to Bow	
<b>Bridge Wing to Stern</b>	
Bridge Wing to Ramp	
<b>Bridge Wing to Side Ramp</b>	
HT. from Antenna Fixed to baseline	
<b>HT. from Folded Antenna to baseline</b>	
HT. from Highest Antenna to baseline	
<b>Draft (S.S.W.)</b>	<b>8.2125 M</b>
Deadweight (S.S.W.)	12,763.00 MT
<b>Displacement (S.S.W.)</b>	<b>25,104.60 MT</b>
Lightship Weight	12,395.97 MT
<b>Gross Registered Tons</b>	<b>42,447.00 MT</b>
Net Registered Tons	12,734.00 MT
<b>Suez - GRT</b>	<b>45,953.54 MT</b>
Suez - NRT	41,055.85 MT
<b>Panama - GRT</b>	<b>46,162.21 MT</b>
Panama - NRT	40,283.88 MT
<b>Holds/Hatches</b>	<b>N/A</b>
Number Car Decks	11
<b>Total Car Capacity</b>	<b>4314</b>
Truck Capacity	
<b>Total Square Footage</b>	
TEU Capacity	
<b>IMO NO.</b>	<b>8912663</b>
Main Engine: Type & No.	Hyundai B&W – 8L60MCE
<b>MCR/Normal Output BHP</b>	<b>14,400 BHP (10,742 KW) x 111 Rpm</b>
Trial Speed	
<b>Service Speed</b>	<b>17.5</b>
Chartered Speed	
<b>Generators: Type &amp; No.</b>	
Bow Thruster & Rating	1200 PS (1183 HP) 883 KW
<b>HFO/MDO Consumption @ Sea</b>	
In Port (idle)	

# Pure Car/Truck Carriers

## Vessel: Cypress Pass



International Shipholding Corp.



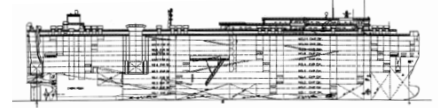
<b>ABS No.</b>	<b>8800535</b>
Panama Canal SI No.	764442
<b>Suez Canal ID No.</b>	<b>013799</b>
Owner	Eidsiva Shipping Pte. Ltd.
<b>Operator</b>	<b>Belships Management Pte. Ltd.</b>
Classification	ABS
<b>Builder</b>	<b>Hyundai Heavy Industries Ulsan</b>
Launching	March 5, 1988
<b>Delivery</b>	<b>March 5, 1988</b>
Flag	Singapore
<b>Port of Registry</b>	<b>Singapore</b>
Official Number	393420
<b>Call Sign</b>	<b>9VFJ5</b>
Type (Kind of Cargo)	Pure Car Carrier
<b>Length Overall</b>	<b>183.90 M</b>
Length B.P.	
<b>LOA with Stern Ramp Down</b>	
Breadth Extreme	
<b>Breadth Moulded</b>	<b>30.60 M</b>
Depth Moulded	30.23 M
<b>Bow to Bridge Front</b>	
Bow to Side Port	
<b>Bow to Stern Port</b>	
Bridge Wing to Bow	
<b>Bridge Wing to Stern</b>	
Bridge Wing to Ramp	
<b>Bridge Wing to Side Ramp</b>	
HT. from Antenna Fixed to baseline	
<b>HT. from Folded Antenna to baseline</b>	
HT. from Highest Antenna to baseline	
<b>Draft (S.S.W.)</b>	<b>8.21 M</b>
Deadweight (S.S.W.)	12,763 MT
<b>Displacement (S.S.W.)</b>	
Lightship Weight	12,360 MT
<b>Gross Registered Tons</b>	<b>42,447</b>
Net Registered Tons	12,734
<b>Suez - GRT</b>	<b>45,953.54</b>
Suez - NRT	41,055.85
<b>Panama - GRT</b>	<b>46,162.21</b>
Panama - NRT	40,283.88
<b>Holds/Hatches</b>	
Number Car Decks	11
<b>Total Car Capacity</b>	<b>4,247 Units</b>
Truck Capacity	
<b>Total Square Footage</b>	
TEU Capacity	
<b>IMO NO.</b>	<b>8718706</b>
Main Engine: Type & No.	Hyundai B&W – 8L60MCE
<b>MCR/Normal Output BHP</b>	<b>14,400 BHP x 111 RPM</b>
Trial Speed	
<b>Service Speed</b>	
Chartered Speed	
<b>Generators: Type &amp; No.</b>	
Bow Thruster & Rating	Kawasaki KT-130-B1 1200 HP
<b>HFO/MDO Consumption @ Sea</b>	
In Port (idle)	

## Pure Car/Truck Carriers

Vessel: Asian Emperor



International Shipholding Corp.



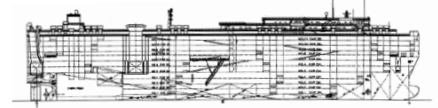
<b>IMO/Lloyd's No.</b>	<b>9176632</b>
Panama Canal SI No.	6000399
<b>Suez Canal ID No.</b>	<b>24017</b>
Owner and Operator	LCI Shipholdings, Inc.
<b>Classification</b>	<b>American Bureau of Shipping</b>
Builder	Hyundai Heavy Industries
<b>Launching</b>	<b>30 April 1999</b>
Delivery	24 May 1999
<b>Flag</b>	<b>Panamanian</b>
Port of Registry	Panama
<b>Official Number</b>	<b>26387-99</b>
Call Sign	3FKB9
<b>Type (Kind of Cargo)</b>	<b>Car Carrier</b>
Length Overall	199.98 M
<b>Length B.P.</b>	<b>190.00 M</b>
LOA with Stern Ramp Down	235.00 M
<b>Breadth Extreme</b>	<b>32.26 M</b>
Breadth Moulded	32.26 M
<b>Depth Moulded</b>	<b>32.09 M</b>
Bow to Bridge Front	36.00 M
<b>Bow to Side Port</b>	<b>132.93 M</b>
Bow to Stern Port	
<b>Bridge Wing to Bow</b>	<b>38.25 M</b>
Bridge Wing to Stern	161.73 M
<b>Bridge Wing to Ramp</b>	<b>156.98 M</b>
Bridge Wing to Side Ramp	98.25 M
<b>B.L. HT. of Antenna Fixed</b>	<b>45.87 M</b>
B.L. HT. of Folded Antenna	
<b>B.L. HT. of Highest Antenna</b>	<b>45.87 (Fixed)</b>
Draft (S.S.W.)	10.018 M
<b>Deadweight (S.S.W.)</b>	<b>12,511 M/T</b>
Displacement (S.S.W.)	37,917 M/T
<b>Lightship Weight</b>	<b>16,438 M/T</b>
Gross Registered Tons	55,729
<b>Net Registered Tons</b>	<b>21,868</b>
Suez - GRT	60,813.88
<b>Suez - NRT</b>	<b>56,305.14</b>
PC/UMS NRT	55,619.00
<b>Holds/Hatches</b>	<b>C/DKS 1-4/3 Holds. C/DKS 5-12/4 Holds.</b>
Number Car Decks	12
<b>Total Car Capacity</b>	<b>6402</b>
Truck Capacity	289
<b>Total Square Footage</b>	<b>54,076 m<sup>2</sup> 16,481.56 ft<sup>2</sup></b>
TEU Capacity	N/A
<b>Main Engine: Type &amp; No.</b>	<b>Hyundai-Man B&amp;W 7S60MC, No. AA1075</b>
MCR/Normal Output BHP	19,460 BHP / 17,510 BHP
<b>Trial Speed</b>	<b>20.9 Knots</b>
Service Speed	20.1 Knots
<b>Chartered Speed</b>	<b>19.5 Knots</b>
Generators: Type & No.	(1-2&3) Hyundai-Man B&W 6L28/32H, ND-BA0673
<b>Bow Thruster &amp; Rating</b>	<b>KH1 KT-187B1, 1325 KW.</b>
HFO Consumption Sea/Port	58.2 M/T. (Sea) 8.0 M/T. (Port)
<b>MDO Consumption Sea/Port</b>	<b>Nil (Sea) Nil (Port)</b>

# Pure Car/Truck Carriers

## Vessel: Asian King



International Shipholding Corp.



<b>IMO/Lloyd's No.</b>	<b>9203291</b>
Panama Canal SI No.	-
<b>Suez Canal ID No.</b>	<b>23604</b>
Owner and Operator	LCI Shipholdings, Inc.
<b>Classification</b>	<b>American Bureau of Shipping</b>
Builder	Hyundai Heavy Industries
<b>Launching</b>	<b>25 September 1998</b>
Delivery	04 December 1998
<b>Flag</b>	<b>Panama</b>
Port of Registry	Panama
<b>Official Number</b>	<b>26136-99-A</b>
Call Sign	3FYS8
<b>Type (Kind of Cargo)</b>	<b>Car Carrier</b>
Length Overall	199.98 M
<b>Length B.P.</b>	<b>190.0</b>
LOA with Stern Ramp Down	235.0
<b>Breadth Extreme</b>	<b>32.29</b>
Breadth Moulded	32.26
<b>Depth Moulded</b>	<b>32.09</b>
Bow to Bridge Front	36.0
<b>Bow to Side Port</b>	<b>132.93</b>
Bow to Stern Port	-
<b>Bridge Wing to Bow</b>	<b>38.25</b>
Bridge Wing to Stern	161.73
<b>Bridge Wing to Ramp</b>	<b>156.98</b>
Bridge Wing to Side Ramp	98.25
<b>B.L. HT. of Antenna Fixed</b>	<b>45.870</b>
B.L. HT. of Folded Antenna	-
<b>B.L. HT. of Highest Antenna</b>	<b>45.87 Fixed</b>
Draft (S.S.W.)	10.018 M
<b>Deadweight (S.S.W.)</b>	<b>12,511</b>
Displacement (S.S.W.)	37,917.0
<b>Lightship Weight</b>	<b>16,412</b>
Gross Registered Tons	55,729
<b>Net Registered Tons</b>	<b>21,866</b>
Suez - GRT	60,813.88
<b>Suez - NRT</b>	<b>66,305.00</b>
PC/UMS NRT	55,619
<b>Holds/Hatches</b>	<b>4</b>
Number Car Decks	12
<b>Total Car Capacity</b>	<b>6402</b>
Truck Capacity	-
<b>Total Square Footage</b>	<b>54,076 m<sup>2</sup></b>
TEU Capacity	-
<b>Main Engine: Type &amp; No.</b>	<b>B&amp;W 7S 60MC</b>
MCR/Normal Output BHP	17,500 HP
<b>Trial Speed</b>	<b>21.13</b>
Service Speed	20.1
<b>Chartered Speed</b>	<b>-</b>
Generators: Type & No.	B&W 6L28/32H 3
<b>Bow Thruster &amp; Rating</b>	<b>1800 HP/1325 KW</b>
HFO Consumption Sea/Port	58.2/8.0
<b>MDO Consumption Sea/Port</b>	<b>0.0/0.0</b>